

OLYMPUS

Your Vision, Our Future

RIGID LARYNGOSCOPY

HD LARYNGOSCOPE

HD²: High Definition – High Durability



reddot design award
winner 2009



Design
Award
Winner
2009

HD² LARYNGOSCOPY



HIGH DEFINITION




HIGH IMAGE QUALITY – GREAT CONVENIENCE

Be on the safe side:
The HD laryngoscope offers a unique HD optical system. Contrast and colour reproduction are at the highest level of technology. Finest structures visible!

Enjoy the great convenience:
Thanks to the high depth of field, no refocusing is required during procedures.



HIGH DURABILITY



INNOVATIVE DESIGN – GREAT DURABILITY

Reduce costs over lifetime:
The new patented lens system ensures serious durability.

Shocks are absorbed by the innovative lens protection system.

Lens breakage is reduced during daily work and reprocessing.



DESIGNED FOR PATIENTS' CONVENIENCE

Less pharyngeal reflex:
The distance between the optics and the distal end is reduced to a minimum.



READY FOR USE

Whatever is required:
The HD laryngoscope is compatible with relevant reprocessing techniques – autoclaving, automated cleaning and disinfection.

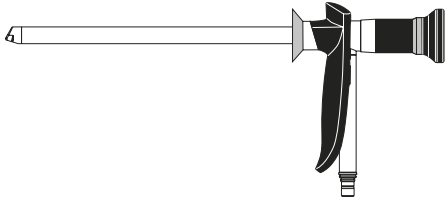
Detach the handle for easy and complete cleaning.

HD² LARYNGOSCOPY

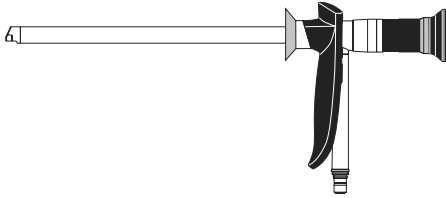
High Definition Laryngoscope

HD Laryngoscopes are delivered with detachable handle.

WA96100A Telescope, HD,
10 mm,
167 mm working length,
70° direction of view,
autoclavable




WA96100A Telescope, HD,
10 mm,
167 mm working length,
70° direction of view,
autoclavable



Accessories

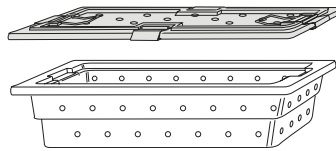
WA03210A Light-guide cable,
size M,
plug type,
3 m,
CF type



A3201 Adapter,
Olympus light-guide cable to light sources
Storz, Aesculap,
Linvatec



WA05970A Instrument tray with lid,
with silicone mat WA05980A,
outer dimensions: 537 x 139 x 268 mm



Miniature Light Source

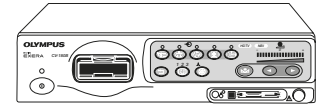
WA91500A Light source "EndoLED",
for rigid endoscopes,
with indication of battery life,
includes light-guide adapter O0332



Batteries (not included) Type AA,
rechargeable Life cycle approx. 3 hrs.
Compatible batteries see instruction
manual

Video System

Video system center "CV-180"



EVIS EXERA II

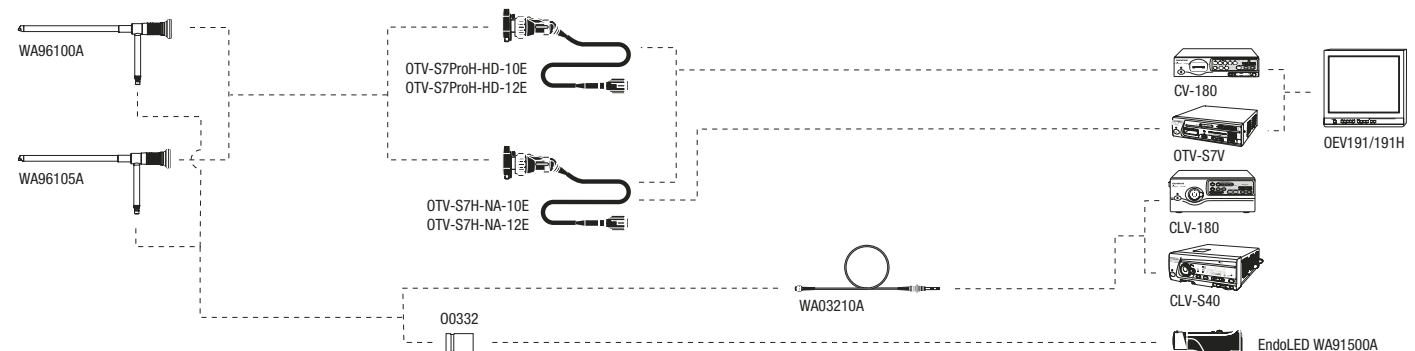
Camera head,
HDTV 1080i, angled,
with three remote
control switches,
autoclavable,
with integrated video adapter
(clamping connector),
NBI compatible



N3046640 "OTV-S7ProH-HD-10E", 1.0 x
N2638640 "OTV-S7ProH-HD-12E", 1.2 x



Systemchart



OLYMPUS

Published by
OLYMPUS SURGICAL TECHNOLOGIES EUROPE
Olympus Winter & Ibe GmbH, Kuehnstraße 61, 22045 Hamburg, Germany

For a complete listing of
sales and distribution locations visit:
www.olympus.com